

GMN Tri-County CAC Inc.

Head Start Preschool / Early Head Start



Annual Report

2024 - 2025



This report is prepared to comply with the Head Start Act of 2007 Administrative Requirements and Standards Section 644 [42 U.S.C 9839 (a)(2)].

This institution is an equal opportunity provider.



GMN Tri-County CAC, Inc. Head Start Preschool/Early Head Start

GMN Tri-County Head Start/Early Head Start (GMN) is a nonprofit organization funded by the United States Department of Health and Human Services (HHS). Since the mid-1960s, GMN has provided comprehensive early education and development services to income-eligible preschool children, ages 3-5, and their families. The Early Head Start program was added in 2001 to serve pregnant women and children ages 0-3. GMN Head Start and Early Head Start serve eligible children, pregnant women, and their families, including children with a disability, children in homeless families, and children in Foster/Kinship Care. We prepare children for success in kindergarten and beyond and provide families with tools for overall success. Our programs are FREE for those who qualify under federal poverty guidelines. Currently, GMN provides services to approximately 400 children, pregnant women, and their families at 6 locations throughout Guernsey, Monroe, and Noble Counties.

For Infants, Toddlers, Preschoolers and Pregnant Women

- Prenatal and postpartum education and support
- Family Engagement: parent/child activities
- Early language and literacy activities
- Nutritious daily meals and snacks daily
- Health Screenings
- Speech and hearing screenings
- Social service referrals
- Inclusion and outreach for special populations, including those with special needs and/or disabilities
- School Readiness:
 - approaches to learning
 - language and literacy development
 - cognitive and general knowledge
 - physical health and motor development
 - problem-solving
 - social-emotional development
 - technology





For Adults

- Parent engagement/volunteering
- GED preparation
- Parenting group
- Mental Health Consultation
- Family Events

Special Programs

- Active Parenting/Parenting Class
- Piecing It Together Support Group

GMN's work in the community is enhanced through our collaborations with other local area organizations. Community partners include:

- Guernsey, Monroe, and Noble County Board of Developmental Disabilities
- Guernsey, Monroe, and Noble County Department of Job and Family Services
- Guernsey, Monroe, and Noble County Health Departments
- Ohio Valley Educational Service Center
- Noble Learning Center
- Local School Districts
- Local health care and dental care providers
- Help Me Grow
- COAD
- Local Families & Children First Council

GMN Tri-County CAC, Inc. Head Start Preschool/Early Head Start

GMN is governed by an 18-member Board, consisting of government, corporate, and community leaders, and Executive Director Jennifer A. Mackie.

Responding to the Needs of Our Community

More than just an early care and education program, GMN Head Start Preschool and Early Head Start are committed to being a School Readiness Program by delivering "whole family" services. Our primary goal is to assist the families we serve in achieving and maintaining total self-sufficiency. We also offer parent/child activities to be completed in the home, GED preparation, and job skills training.

GMN's family events engage parents, guardians, and any other significant adult figures who are involved in the lives of Head Start Preschool and Early Head Start children.

Striving Toward Our Goals for Excellence

To ensure compliance with federal regulations, GMN Head Start Preschool and Early Head Start undergo several Federal Reviews throughout the five-year grant period. There are more than 300 standards to which we must adhere. The HSP/EHS Programs also conduct a Self-Assessment each year.

"Step Up To Quality" (SUTQ) is a voluntary quality rating system for ODE and DCY Licensed Child Care Programs in Ohio. All of GMN's Head Start Preschool and Early Head Start sites, including our partnership with Noble Learning Center, have the highest rating of GOLD from SUTQ.

GMN Tri-County CAC, Inc. Head Start Preschool/Early Head Start

Impact on Guernsey, Monroe, and Noble Counties

- Federal Head Start & Early Head Start grants bring in over **\$4.8 million** to the tri-county economy.
- GMN HS/EHS generated over **\$704,743.75** in the local community in-kind contributions.
- **340** volunteers were able to give their time in the 2024-2025 program year.
- **333** volunteers were current HS/EHS parents
- GMN HS/EHS employs and/or contracts with **111** individuals
- 60 of the GMN HS/EHS staff were current or past HS/EHS parents
- GMN funding per child for program operations was **\$14,829.41** for Head Start Preschool and **\$11,683.19** for Early Head Start.



“The question is not whether we can afford to invest in every child; it is whether we can afford not to.”

- Marian Wright Edelman



GMN Tri-County CAC, Inc. Head Start Preschool/Early Head Start

Program Characteristics

- GMN provides services at 6 locations throughout the tri-county area (this includes one partnership site).
- During the 2024-2025 school year, GMN's combined funded enrollment (after a reduction in December 2024), for Head Start preschool and Early Head Start was **295**. Cumulatively throughout the year, we served 404, which includes 386 children and 18 pregnant women.
- Of the 175 Head Start Preschool slots funded, **89.71%** were in our center-based, four-day-a-week classes. Our full-day/full-year center-based child care partnership, which is five days a week, served **10.29 %** of our HSP-funded slots.
- Of the Early Head Start slots funded, **18.0%** were in our five-day-a-week, center-based classes at our partnership, and **82.0%** were in our home-based option (children and pregnant women).
- The average monthly enrollment in Head Start Preschool was 177.67, and Early Head Start was 115.92. This data is based on funded enrollment numbers from August 1, 2024, through July 31, 2025.

Families

Head Start Preschool served 177 families in 2024-2025. Of these families:

- 95 were two-parent families
- 82 were single-parent families
- 167 were biological, adoptive, or step parents
- 74 were with mother only in the household
- 5 were with dad only in the household
- 5 were grandparents
- 4 were relatives who were not the parents/grandparents
- 1 was Foster, who was not a relative

Early Head Start served 136 families in 2024-2025. Of these families:

- 73 were two-parent families
- 63 were single-parent families
- 126 were biological, adoptive, or step parents
- 63 were with mother only in the household
- 0 were with dad only in the household
- 4 were grandparents
- 3 were relatives who were not the parents/grandparents
- 3 were Foster that were not relatives

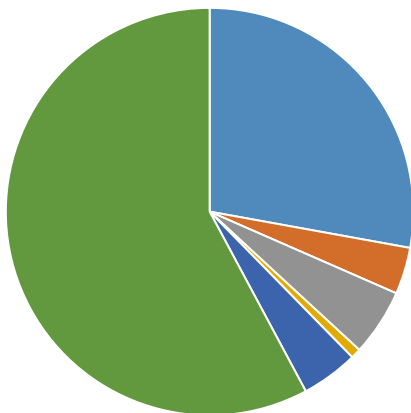
Of the families served in HSP and EHS combined in 2024-2025:

- 2.09% of GMN HSP/EHS Children/Pregnant women who identify as Hispanic or Latino origin, 0.78% are Biracial or Multiracial, .78% are Black and .53% are White
- 97.91% of GMN HSP/EHS Children/Pregnant women who identify as Non-Hispanic or Latin Origin, 88.27% are White, 2.67% are Biracial/Multi-Racial, and 0.53% are Alaskan Indian or American Native

* English was reported as the primary language of the family at home for 99.74% of the children/pregnant women. Women enrolled in HS and EHS in 2024 – 2025. Spanish was reported as the primary language for .26%

Head Start/Early Head Start Enrollment by Eligibility

- At/Below 100% of Poverty
- Income between 100-130%
- Foster Care
- Homeless
- Over Income/Other Need
- Public Assistance




Head Start/Early Head Start Enrollment by Eligibility

| | |
|-----|--------------------------|
| 105 | At/Below 100% of Poverty |
| 14 | Income between 100-130% |
| 20 | Foster Care |
| 3 | Homeless |
| 17 | Over Income/ Other Need |
| 218 | Public Assistance |

Family Engagement and other volunteer activities include:

- *Summer Kick Off
- *Parent Meetings
- *Policy Council
- *Family Events
- *Career Event
- *Grandparents Day
- *Right to Read Week
- *Art Gallery
- *Parent Training
- *Special Person's Day

315 parents participated in a Family Engagement Event or in other activities



GMN Tri-County CAC, Inc. Head Start Preschool/Early Head Start

Characteristics of Head Start Preschool/Early Head Start Staff

Of the 111 contracted and employed GMN HSP/EHS staff:

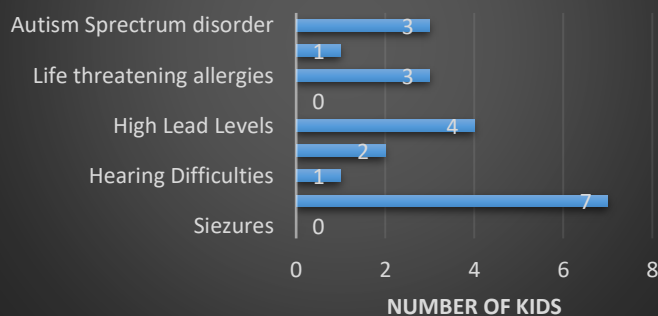
- Over **54%** are former or current Head Start Preschool/Early Head Start parents.
- **37** GMN HS/EHS employees/contracted staff are Teachers, Parent Educators, or Teacher Assistants.
 - **65%** of GMN Teachers and Parent Educators have a Bachelor's Degree or higher in early childhood education or a related field.
 - **35%** of GMN Teachers and Parent Educators have an Associate Degree in early childhood education or a related field.
 - **31%** of GMN Head Start & Early Head Start Teacher Aides have an Associate Degree or higher.

Health Outcomes for Children and Pregnant Women

Many good things happen for children and pregnant women participating in GMN Head Start/Early Head Start programs. While the Program Information Report does not track all accomplishments, it does track key benefits, including:

- **100%** of Head Start and Early Head Start children and pregnant women had health insurance.
 - **100%** of Head Start and Early Head Start children had a medical home by the end of the enrollment year.
 - **90.0%** of HS and EHS children were determined by a health care professional to be up to date on all immunizations appropriate for their age.
 - **94%** of pregnant women received prenatal education on fetal development and the benefits of breastfeeding.
 - **66%** of HS and EHS children were up-to-date on a schedule of age-appropriate preventive and primary health care.
 - **100%** of pregnant women enrolled in EHS received prenatal health care, and **72%** received postpartum health care.
- **79%** of all Head Start children ages 3 - 5 completed a dental exam.
 - **95%** of Early Head Start enrollees received oral health preventative care during the program year.
 - **0.00%** of Early Head Start pregnant mothers received a professional dental exam and/or treatment.

Number of Head Start Preschool & Early Head Start children diagnosed by a health professional with a chronic condition (regardless of date child was first diagnosed)



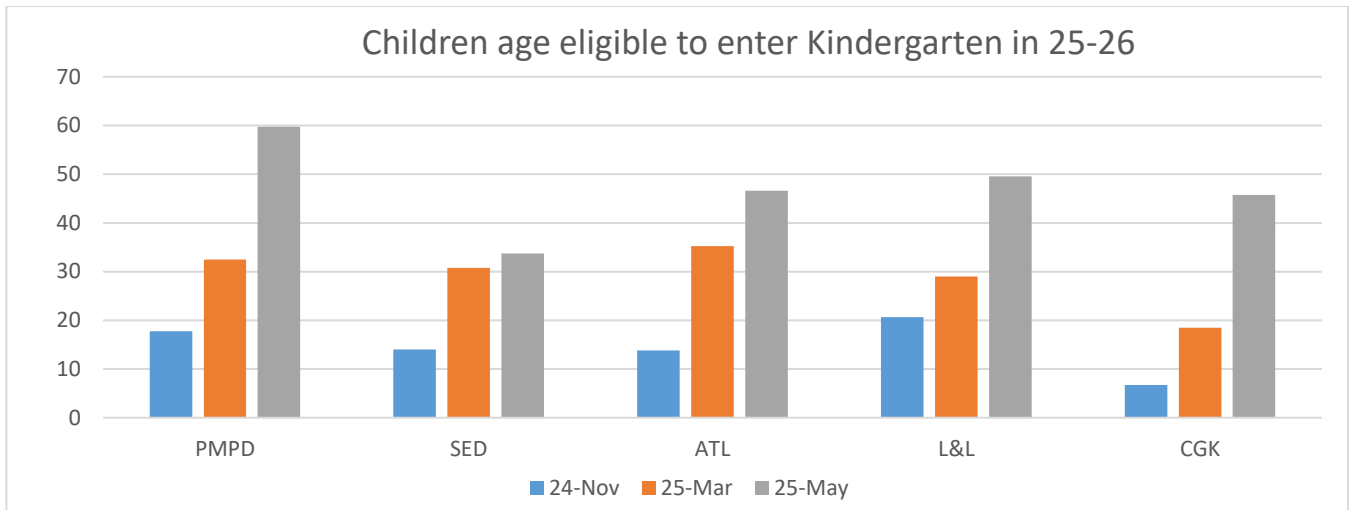
Program Progress on School Readiness Goals (SRG) for 2024-2025

Teaching and Home-visiting staff observe, collect observation notes, child work samples, and input from parents, and use the data to update the progress during specified checkpoints throughout the program year. Reports are run three times a year; the reports show progress for all program children in a specific group (Program Progress). Teaching and Home-visiting staff run individualized reports that show each child’s individual progress on school readiness and are shared with parents.

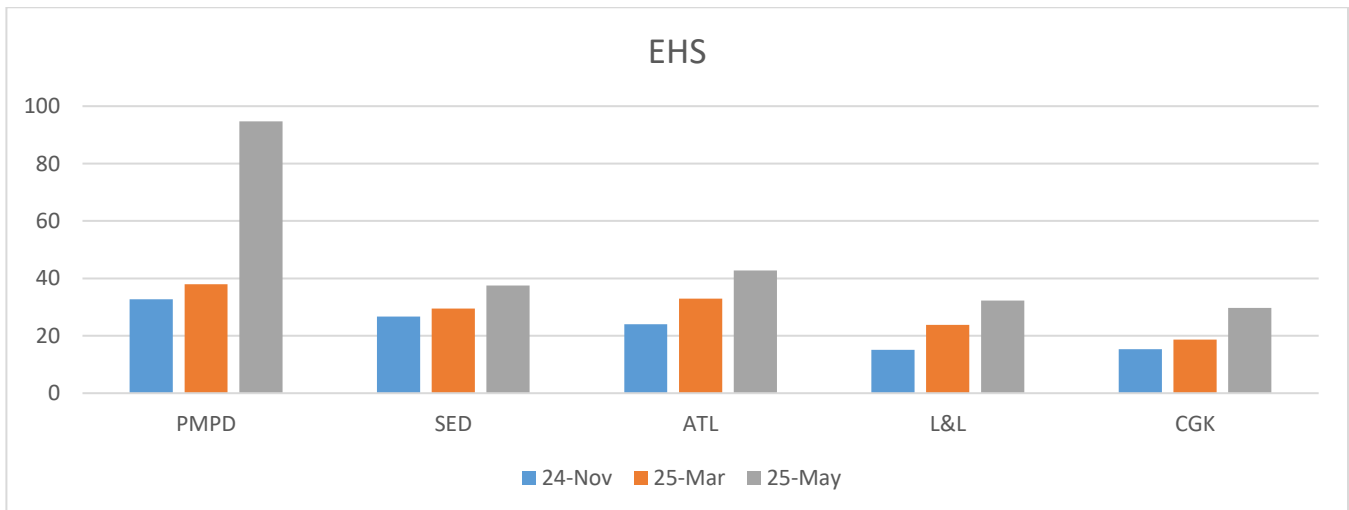
The Domains for all three of the following graphs are:

- PMPD = Perceptual, Motor and Physical Development
- SED = Social and Emotional Development
- ATL = Approaches to Learning
- L&L = Language and Literacy
- CKG = Cognition and General Knowledge

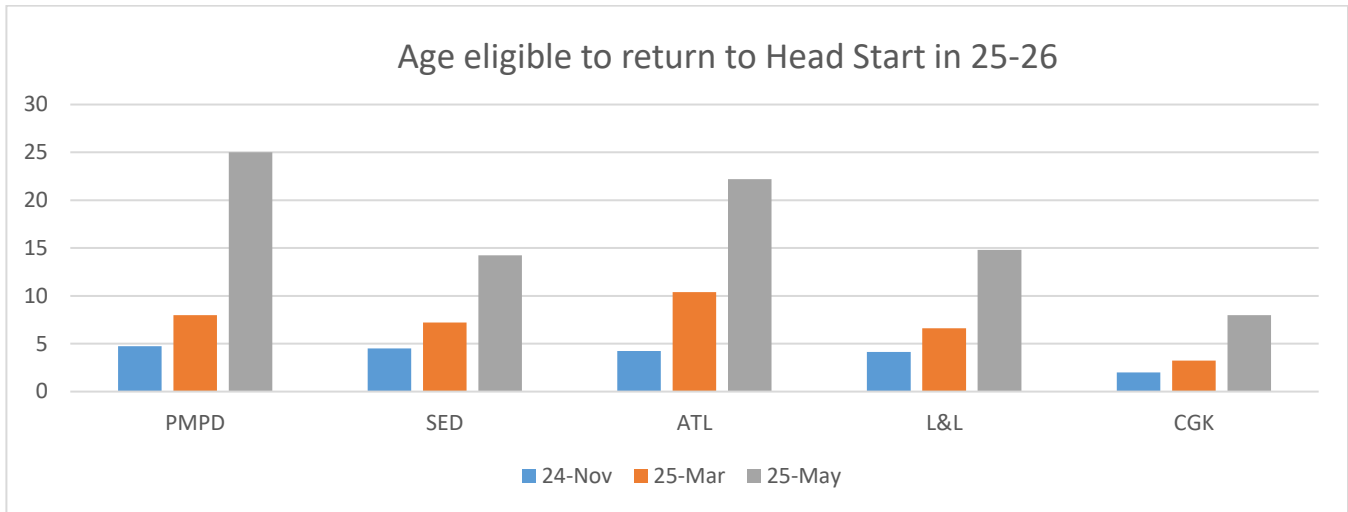
The Bar Graphs below and on the following page show the percentage of children meeting (or exceeding) the SRG in a specific domain at the end of the first, second, and third checkpoints of the 2024-2025 School Year. The Desired Results Developmental Profile (DRDP) assessment was used to document child progress and generate progress reports.



Children included in the following graph were two years old or older upon enrollment during the first checkpoint period, and were enrolled for at least 30 calendar days of each checkpoint period.



The bar graph below shows the percentage of children meeting or exceeding the school readiness goal in a specific domain at the end of the first, second, and third checkpoints of the 2024-2025 school year. Children included in this report are age-eligible to return to Head Start in the 2025-2026 school year.



Family Service Outcomes for 2024-2025

Lowest Scores EHS:

- Volunteering
- Leadership & Advocacy
- Parent Involvement

Lowest Scores HSP:

- Volunteering
- Leadership and Advocacy
- Parent Involvement
- Families and Communities

Highest Scores EHS:

- Domestic safety
- Housing
- Safety

Highest Scores HSP:

- Housing
- Safety/Domestic Safety
- Transportation
- Mental Health/Substance Abuse

| Head Start Preschool – Most Growth |
|---|
| <ol style="list-style-type: none"> 1. Child Development/Parenting 2. Family Relationships 3. Family Education at Home 4. Volunteering 5. Transitions |
| Early Head Start – Most Growth |
| <ol style="list-style-type: none"> 1. Volunteering |
| Head Start Preschool – Least Growth |
| <ol style="list-style-type: none"> 1. Attendance |
| Early Head Start – Least Growth |
| <ol style="list-style-type: none"> 1. Attendance |

**GMN Tri-County CAC, Inc. Head Start Preschool/Early Head Start
Most Recent Federal Monitoring Reviews**

GMN Head Start Preschool and Early Head Start had a monitoring review to determine whether GMN HSP/EHS corrected a finding from an earlier RAN Review. The RAN Review was generated due to a self-reported incident that happened in March 2025. A follow-up review was conducted in September 2025 after GMN HS/EHS completed their corrective actions. GMN HSP/EHS is now in full compliance.

HEAD START PRESCHOOL/EARLY HEAD START

Total Funds Received

| | Cash | Non-Cash |
|---|-----------------------|---------------------|
| Department of Health and Human Services | \$4,846,101.00 | |
| Department of Agriculture - (USDA) | \$ 142,743.75 | |
| In-Kind | | \$704,147.00 |
| Total Resources Available | <u>\$4,988,844.75</u> | <u>\$704,147.00</u> |

Proposed use of HHS funds and actual use of funds for FY 2023-2024:

| | Budget | Expenditures |
|--------------------|-------------------------------|-------------------------------|
| Personnel | \$ 2,599,221.00 | \$ 234,127.85 |
| Fringe Benefits | \$ 1,137,394.00 | \$ 1,063,959.37 |
| Out-of-Area-Travel | \$ 1,700.00 | \$ 2,457.90 |
| Supplies | \$ 86,590.00 | \$ 168,051.22 |
| Contractual | \$ 444,655.00 | \$ 381,143.93 |
| Other | \$ 515,179.00 | \$ 482,644.22 |
| T/TA | \$ 61,334.00 | \$ 60,649.59 |
| Equipment | \$ 0.00 | \$ 0.00 |
| USDA | \$ 0.00 | \$ 142,743.75 |
| Total | <u>\$ 4,846,101.00</u> | <u>\$ 2,535,777.83</u> |

Audit Report Summary

GMN Tri-County Community Action Committee, Inc. – Board Presentation of Audit Report

Tuesday, March 11, 2025

Highlights:

Independent Auditor’s Report (Pages 3-5)

Unmodified Opinion – Clean

Independent Auditor’s Report on Internal Control Over Financial Reporting
And on Compliance and Other Matters Based on an Audit of Financial Statements
Performed in Accordance with Government Auditing Standards (Pages 23-24)

Unmodified Opinion – No Findings

Independent Auditor’s Report on Compliance for Each Major Program and on
Internal Control Over Compliance Required by the Uniform Guidance (Pages 25-27)

Unmodified Opinion – No Findings

Major Programs Tested

93.600 – Head Start

21.023 – Emergency Rental Assistance

